

2010 Report

# Injuries in the European Union, Cyprus Figures

Statistics Summary 2006-2009

## ABOUT THIS REPORT

This first edition of “Injuries in Cyprus”, is based on data from 2006-2009. It is an up-to-date summary of the main results of current injury statistics in Cyprus. Data for injuries are based on the injuries recorded at the Accidents and Emergency Departments (of Nicosia General Hospital and Ammochostos General Hospital). Data for fatal injuries are based on death certificates, collected and coded by the Health Monitoring Unit.

The report focuses on the following injury hotspots: children, adolescents, older people, vulnerable road users, sports injuries, product and services related accidents, interpersonal violence and suicide and self-harm.

Data for the above injury hotspots are based on The Cyprus Injury Database and on the Death Register of the Health Monitoring Unit of the Ministry of Health

## Contents

Hotspot Children.....	1
Hotspot Adolescents.....	3
Hotspot Older People .....	4
Hotspot Vulnerable Road Users .....	6
Hotspot Product and Services Related Accidents.....	8
Hotspot Sports Injuries.....	9
Hotspot Interpersonal Violence .....	10
Hotspot Suicide and Self-Harm.....	12

## Hotspot Children

### Leading causes of death of fatal injuries in children up to 14 years, Cyprus (2004-2008)

Rank order	Cause of death in children 1-14 years	Deaths	% of all causes of death
1	External causes of morbidity and mortality (V01-Y89)	43	34%
2	Malignant neoplasms (C00-C97)	25	20%
3	Diseases of the nervous system and the sense organs (G00-H95)	8	6%
4	Congenital malformations, deformations and chromosomal abnormalities (Q00-Q99)	7	6%
5	Diseases of the respiratory system (J00-J99)	1	1%
<b>All causes of death 1-14 years</b>		<b>125</b>	<b>100%</b>

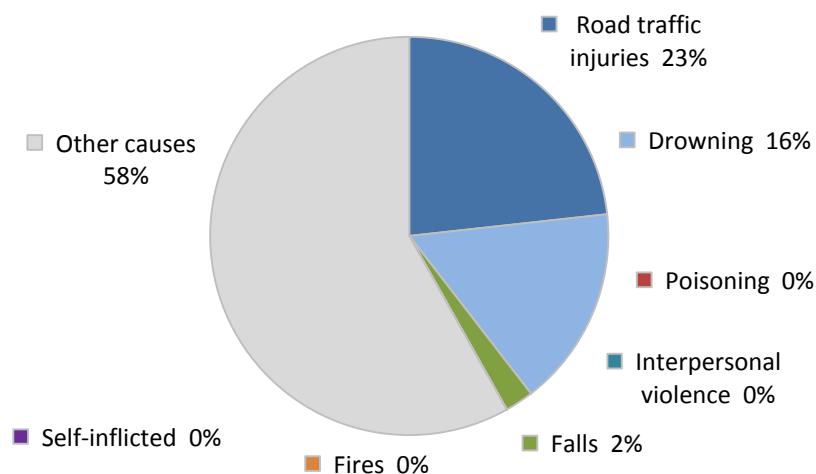
Source: Causes of Death register, Health Monitoring Unit, 2004-2008

### Causes of fatal injuries in children up to 14 years, Cyprus (2004-2008)

Fatal injuries	ICD-10	Number	%
Road traffic injuries	(V01-V89, V99, Y850)	10	23%
Drowning	(W65-W74)	7	16%
Interpersonal violence	(X85-Y09,X871)	0	0%
Falls	(W00-W19)	1	2%
Self-inflicted	(X60-X84,Y870)	0	0%
Fires	(X00-X09)	0	0%
Poisoning	(X40-X49)	0	0%
Other causes	(V90-V98, W20-W64, W75-W99, X10-X39, X50-X59, Y40-Y86, Y88, Y89, Y36, Y35)	25	58%
<b>All injuries</b>	<b>V01-Y89</b>	<b>43</b>	<b>100%</b>

Source: Causes of Death register, Health Monitoring Unit, 2004-2008

Figure 2: Causes of fatal injuries up to 14 years, Cyprus (2004-2008)

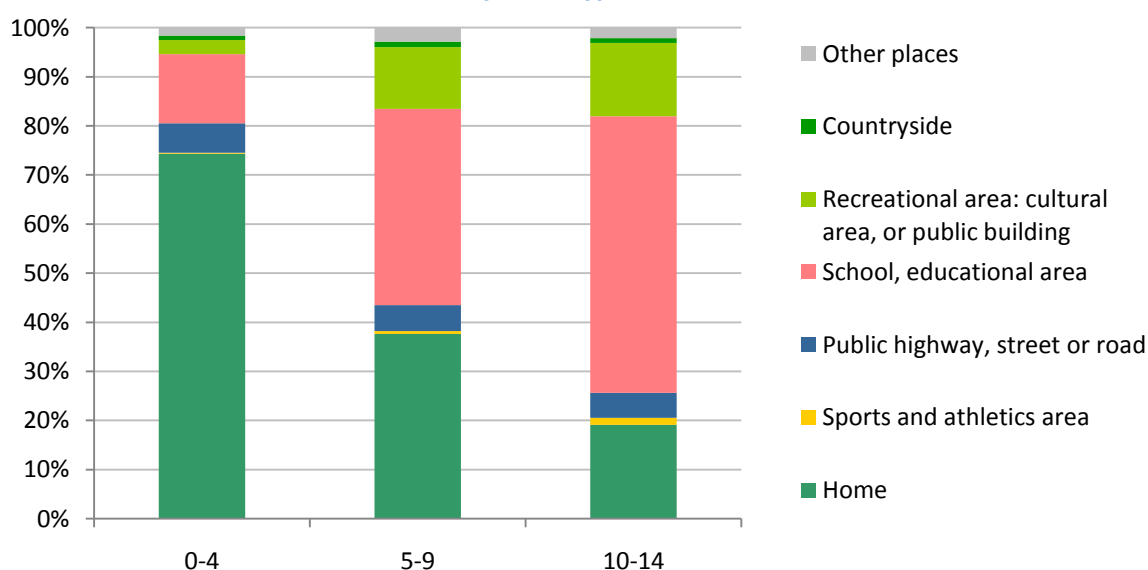


## Places of occurrence of non-fatal child injuries, Cyprus (2006-2009)

Child Injuries	0-4	5-9	10-14	Total number (all ages)	%
Home	16%	11%	9%	924	37%
Sports and athletics area	0%	0%	1%	23	1%
Public highway, street or road	1%	2%	2%	135	5%
School, educational area	3%	12%	28%	1067	42%
Recreational area: cultural area, or public building	1%	4%	7%	293	12%
Countryside	0%	0%	0%	25	1%
Other places	0%	1%	1%	56	2%
<b>Total</b>	<b>22%</b>	<b>29%</b>	<b>49%</b>	<b>2523</b>	<b>100%</b>

Source: Injury Database, Accidents and Emergency Department (Nicosia General Hospital and Ammochostos General Hospital), HMU, 2006-2009

Figure 3: Places of occurrence of non-fatal child injuries, Cyprus (2006-2009)



## Main mechanisms of home injuries in children under 5 years, Cyprus (2006-2009)

Mechanism	%
Falling, stumbling, jumping, pushed	65%
Crushing	10%
Contact with foreign body	8%
Contact with object or animal	5%
Heating	4%
Scratching, cutting, tearing, severing	3%
Biting, stinging, in venomating	2%

Source: Injury Database, Accidents and Emergency Department (Nicosia General Hospital and Ammochostos General Hospital), HMU, 2006-2009

## Hotspot Adolescents

### Leading causes of death in adolescents between 15-24 years, Cyprus (2004-2008)

Rank order	Causes of death	ICD-10	Number of deaths	% of all causes of death
1	External causes of morbidity and mortality	V01-Y89	235	70%
2	Symptoms, signs and abnormal clinical and laboratory findings, not elsewhere classified	R00-R99	29	9%
3	Malignant neoplasms	C00-C97	20	6%
4	Diseases of the circulatory system	I00-I99	17	5%
5	Diseases of the nervous system and the sense organs	G00-H95	12	4%
<b>All causes of death 15-24 years</b>			<b>334</b>	<b>100%</b>

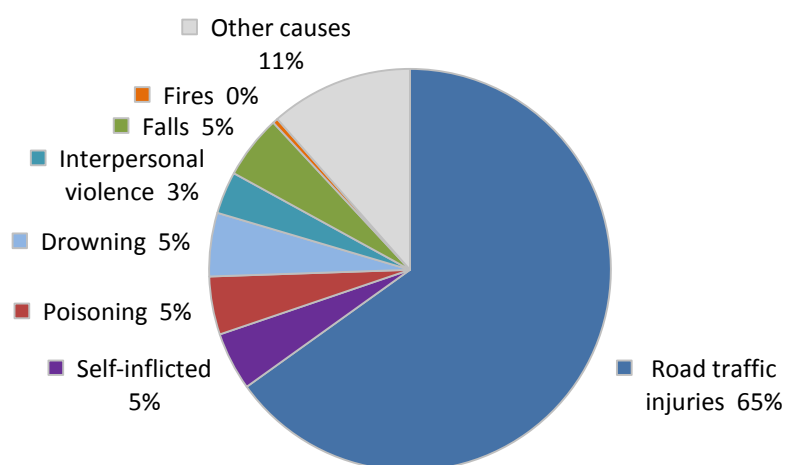
Source: Causes of Death register, Health Monitoring Unit, 2004-2008

### Fatal injuries in adolescents between 15-24 years, Cyprus (2004-2008)

Fatal injuries	ICD-10	Number of deaths	%
Road traffic injuries	(V01-V89, V99, Y850)	153	65%
Self-inflicted	(X60-X84, Y870)	11	5%
Poisoning	(X40-X49)	11	5%
Drowning	(W65-W74)	12	5%
Interpersonal violence	(X85-Y09, X871)	8	3%
Falls	(W00-W19)	12	5%
Fires	(X00-X09)	1	0%
Other causes	(V90-V98, W20-W64, W75-W99, X10-X39, X50-X59, Y40-Y86, Y88, Y89, Y36, Y35)	27	11%
<b>All injuries (external causes of morbidity and mortality)</b>	<b>V01-Y98</b>	<b>235</b>	<b>100%</b>

Source: Causes of Death register, Health Monitoring Unit, 2004-2008

Figure 4: leading causes of death and causes of fatal injuries in adolescents between 15-24 years, Cyprus (2004-2008)



## Hotspot Older People

### Fatal injuries amongst older people (60+) by causes of death and sex, Cyprus (2004-2008)

Fatal injuries	ICD-10	Sex per 1000 inhabitants		Total %
		Male	Female	
Road traffic injuries	(V01-V89, V99, Y850)	0,11	0,032	19%
Falls	(W00-W19)	0,039	0,020	8%
Drowning	(W65-W74)	0,041	0,020	8%
Self-inflicted	(X60-X84, Y870)	0,012	0,005	2%
Fires	(X00-X09)	0,006	0,005	2%
Poisoning	(X40-X49)	0,003	0,002	1%
Interpersonal violence	(X05-Y09, X871)	0,006	0,001	1%
Other causes	(V90-V98, W20-W64, W75-W99, X10-X39, X50-X59, Y40-Y86, Y88, Y89, Y36, Y35)	0,182	0,246	59%
<b>All injuries</b>	<b>V01-Y98</b>	<b>0,399</b>	<b>0,331</b>	<b>100%</b>

Source: Causes of Death register, Health Monitoring Unit, 2004-2008

Figure 6: Fatal injuries amongst older people (60+) by causes of death, Cyprus (2004-2008)

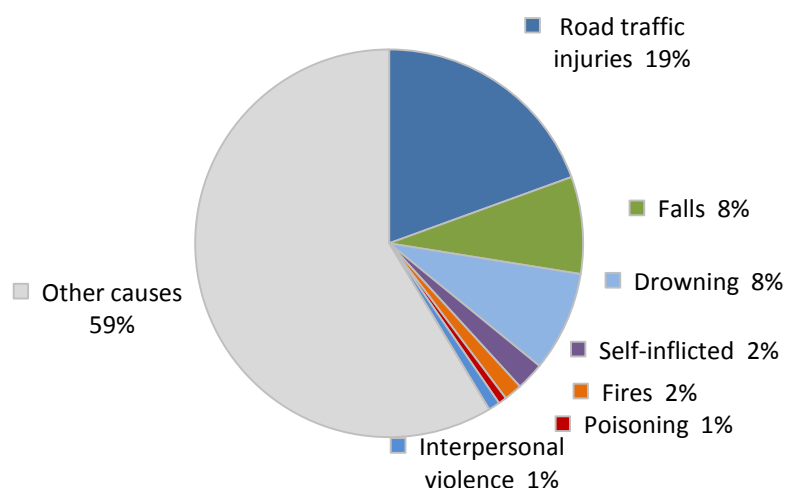
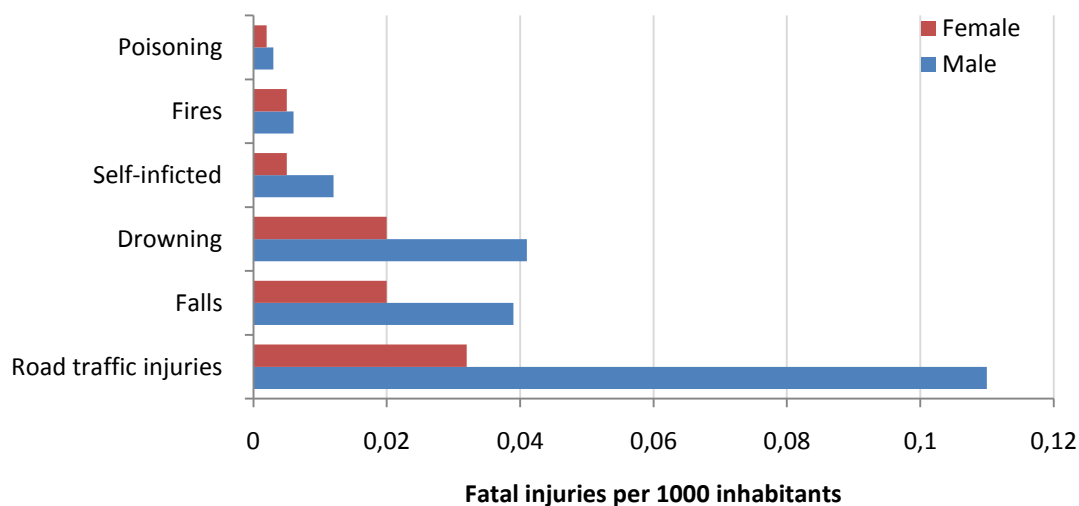


Figure 6: Fatal injuries amongst older people (60+) by causes of death and sex, Cyprus (2004-2008)

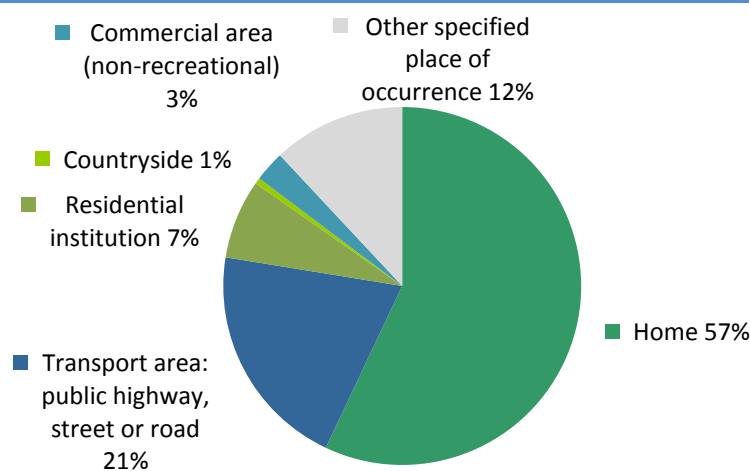


## Places of occurrence of injuries amongst older people (60+), Cyprus (2006-2009)

Places	Number of injuries	%
Home	1258	57%
Transport area: public highway, street or road	453	21%
Residential institution	158	7%
Countryside	12	1%
Commercial area (non-recreational)	61	3%
Other specified place of occurrence	264	12%
<b>Total</b>	<b>2206</b>	<b>100%</b>

Source: Injury Database, Accidents and Emergency Department (Nicosia General Hospital and Ammochostos General Hospital), HMU, 2006-2009

Figure 7: Places of occurrence of injuries amongst older people (60+), Cyprus (2006-2009)



## The share of women (60+) in injuries by typical activities leading to home injuries, Cyprus (2006-2009)

Typical activities	%
Maintenance of own home or garden	57%
General walking around	52%
Sleeping, resting	44%
Personal hygiene	40%
Other specified unpaid work	38%
Other specified vital activity	38%
Being taken care of by a person, not specified as a health care professional or non health care person	33%
Travelling not elsewhere classified	29%
Unspecified activity	26%
Cooking, cleaning	21%
Taking meals (eating/drinking)	15%
Leisure	13%
Other specified activity	11%

Source: Injury Database, Accidents and Emergency Department (Nicosia General Hospital and Ammochostos General Hospital), HMU, 2006-2009

**29%**

Percentage of all injury related hospital days "consumed" by older people (from 60 years onwards); for women this share is even 48%.



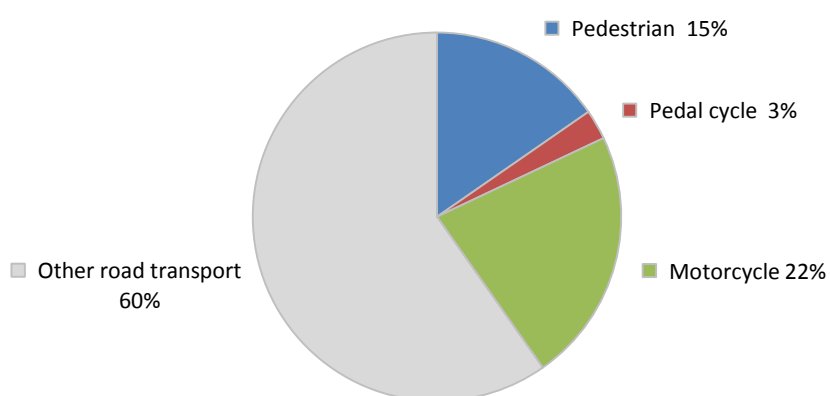
## Hotspot Vulnerable Road Users

### Road fatalities by type of road user, Cyprus (2004-2008)

Type of road user	Number of deaths	%
Pedestrian	82	15%
Pedal cycle	14	3%
Motorcycle	119	22%
Other road transport	319	60%
<b>Total number of road fatalities</b>	<b>534</b>	<b>100%</b>

Source: Causes of Death register, Health Monitoring Unit, 2004-2008

Figure 8: Road fatalities by type of road user, Cyprus (2004-2008)

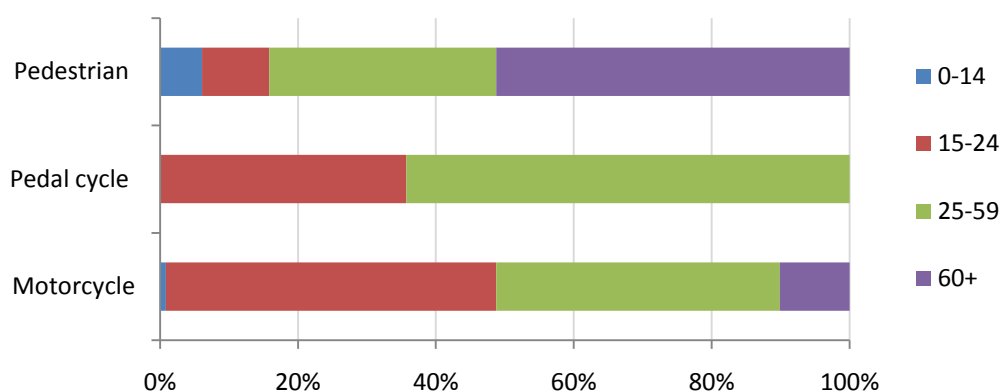


### Road fatalities by type of road user by age group, Cyprus (2004-2008)

Type of road user	ICD-10	Age groups				All ages
		0-14	15-24	25-59	60+	
Motorcycle	V20-V29	1%	48%	41%	10%	119
Pedal cycle	V10-V19	0%	36%	64%	0%	14
Pedestrian	V01-V09	6%	10%	33%	51%	82
Other road transport	V30-V89, Y85	2%	26%	45%	28%	319
<b>Total number of deaths in each age group</b>		<b>11</b>	<b>153</b>	<b>228</b>	<b>142</b>	<b>534</b>

Source: Causes of Death register, Health Monitoring Unit, 2004-2008

Figure 8: Road fatalities by type of road user by age group, Cyprus (2004-2008)

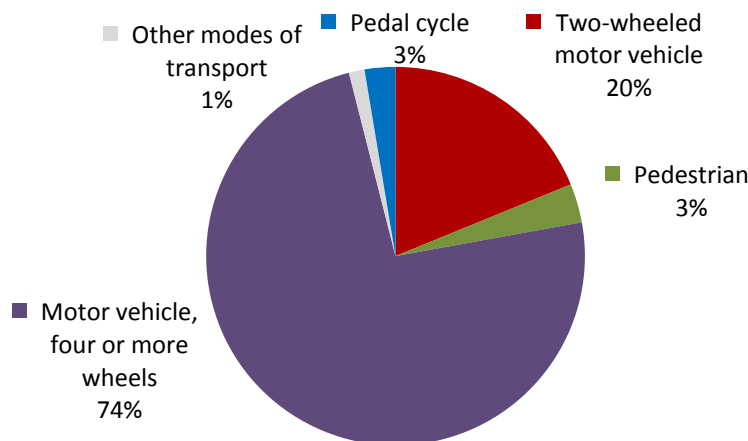


## Road injuries by type of road user, Cyprus (2006-2009)

Type of road user	Number of injuries	%
Two-wheeled motor vehicle	350	19%
Pedestrian	61	3%
Motor vehicle, four or more wheels	1356	74%
Other modes of transport	25	1%
Pedal cycle	49	3%
<b>Total</b>	<b>1841</b>	<b>100%</b>

Source: Injury Database, Accidents and Emergency Department (Nicosia General Hospital and Ammochostos General Hospital), HMU, 2006-2009

Figure 9: Non-fatal road injuries by type of road user, Cyprus (2006-2009)

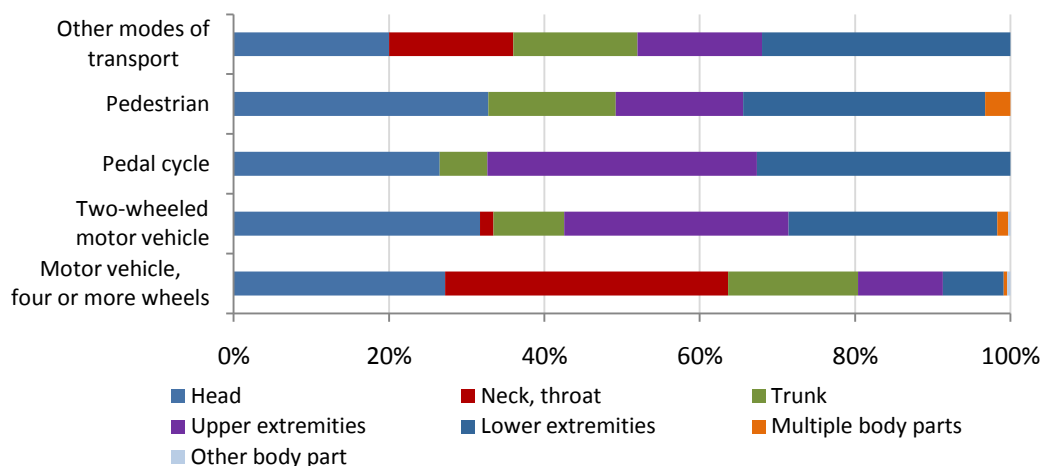


## Non-fatal road injuries by type of road user and body part injured, Cyprus (2006-2009)

Body Part Injured	Motor vehicle, four or more wheels	Two-wheeled motor vehicle	Pedal cycle	Pedestrian	Heavy transport vehicle	Number of injuries	%
Head	20%	6%	1%	1%	0%	518	28%
Neck, throat	27%	0%	0%	0%	0%	504	27%
Trunk	12%	2%	0%	1%	0%	276	15%
Upper extremities	8%	5%	1%	1%	0%	280	15%
Lower extremities	6%	5%	1%	1%	0%	243	13%
Multiple body parts	0%	0%	0%	0%	0%	13	1%
Other body part	0%	0%	0%	0%	0%	7	0%
<b>Total</b>	<b>74%</b>	<b>19%</b>	<b>3%</b>	<b>3%</b>	<b>1%</b>	<b>1841</b>	<b>100%</b>

Source: Injury Database, Accidents and Emergency Department (Nicosia General Hospital and Ammochostos General Hospital), HMU, 2006-2009

Figure 9: Non-fatal road injuries by type of road user and body part injured, Cyprus (2006-2009)



**15%**  
Percentage of head injuries among pedal cyclists admitted to hospital after a traffic accident

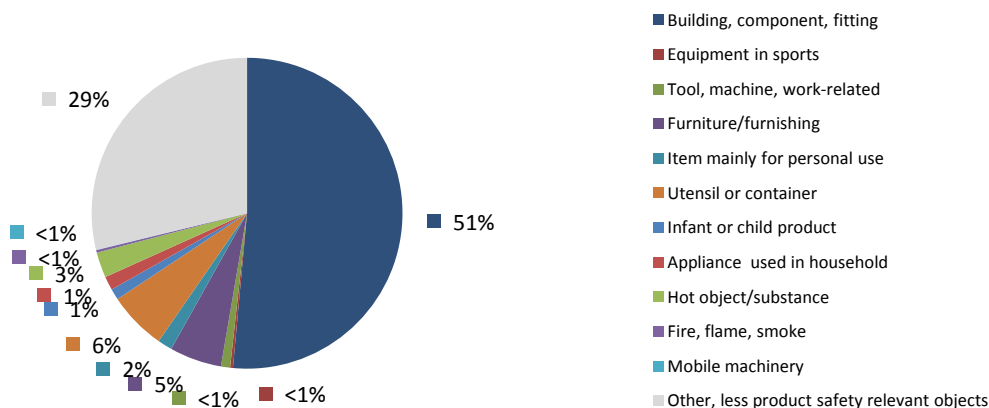
## Hotspot Product and Services Related Accidents

### Product related home and leisure injuries, Cyprus (2006-2009)

Product	Number of injuries	%
Building, component, fitting	4008	51%
Equipment in sports	23	0%
Tool, machine, work-related	74	1%
Furniture/furnishing	422	5%
Item mainly for personal use	118	2%
Utensil or container	472	6%
Infant or child product	90	1%
Appliance used in household	111	1%
Hot object/substance	206	3%
Fire, flame, smoke	21	0%
Mobile machinery	2	0%
Other, less product safety relevant objects	2243	29%
<b>Total</b>	<b>7790</b>	<b>100%</b>

Source: Injury Database, Accidents and Emergency Department (Nicosia General Hospital and Ammochostos General Hospital), HMU, 2006-2009

Figure 11: Product related home and leisure injuries, Cyprus (2006-2009)

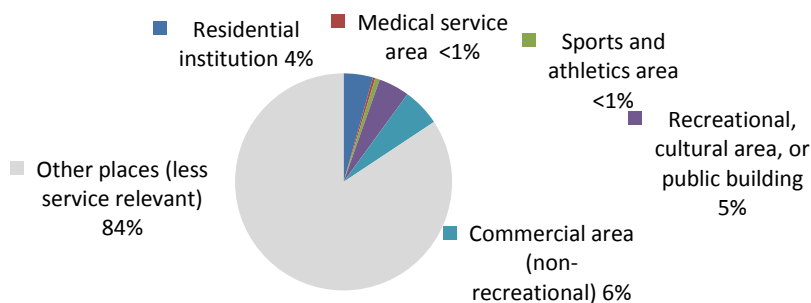


### Service related home and leisure injuries, Cyprus (2006-2009)

Service	Number of injuries	%
Residential institution	342	4%
Medical service area	28	0%
Sports and athletics area	54	1%
Recreational, cultural area, or public building	359	5%
Commercial area (non-recreational)	440	6%
Other places (less service relevant)	6567	84%
<b>Total</b>	<b>7790</b>	<b>100%</b>

Source: Injury Database, Accidents and Emergency Department (Nicosia General Hospital and Ammochostos General Hospital), HMU, 2006-2009

Figure 11: Service related home and leisure injuries, Cyprus (2006-2009)



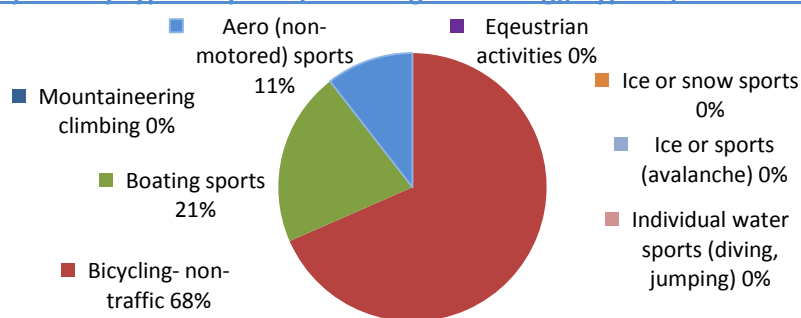
## Hotspot Sports Injuries

### Fatal sports injuries by type of sports (excluding swimming), Cyprus (2004-2008)

Type of sport	ICD-10	Number of deaths	%
Bicycling- non-traffic	V100-V189	13	68%
Boating sports	V904-V909, V914-V919, V924-V929, V934-V938, V944-V949	4	21%
Aero (non-motored) sports	V951, V960-V969, V972	2	11%
Mountaineering climbing	W158-W159	0	0%
Equestrian activities	V800	0	0%
Ice or snow sports	W020-W029	0	0%
Ice or sports (avalanche)	X368-X369	0	0%
Individual water sports (diving, jumping)	W168-W169	0	0%
<b>Total number of fatal injuries sports</b>		<b>19</b>	<b>100%</b>

Source: Causes of Death register, Health Monitoring Unit, 2004-2008

Figure 12: Fatal sports injuries by type of sports (excluding swimming), Cyprus (2004-2008)

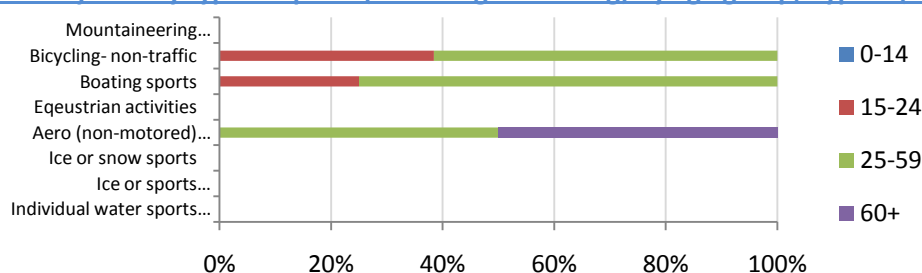


### Fatal sports injuries by type of sports (excluding swimming) by age group, Cyprus (2004-2008)

Type of sport	ICD-10	0-14	15-24	25-59	60+	All ages
Individual water sports (diving, jumping)	W168-W169	0%	0%	0%	0%	0
Ice or sports (avalanche)	X368-X369	0%	0%	0%	0%	0
Ice or snow sports	W020-W029					0
Aero (non-motored) sports	V951, V960-V969, V972	0%	0%	50%	50%	2
Equestrian activities	V800					0
Boating sports	V904-V909, V914-V919, V924-V929, V934-V938, V944-V949)	0%	25%	75%	0%	4
Bicycling- non-traffic	V100-V189	0%	38%	62%	0%	13
Mountaineering climbing	W158-W159	0%	0%	0%	0%	
<b>Total number of fatal injuries in each age group</b>		<b>0</b>	<b>6</b>	<b>12</b>	<b>1</b>	<b>19</b>

Source: Causes of Death register, Health Monitoring Unit, 2004-2008

Figure 12: Fatal sports injuries by type of sports (excluding swimming) by age group, Cyprus (2004-2008)



## Hotspot Interpersonal Violence

### Fatalities through interpersonal violence by means of assault, Cyprus (2004-2008)

Means of assault	Number of deaths	%
Blunt object	1	2%
Bodily force	2	3%
Firearm discharge	24	41%
Hanging, strangulation, suffocation	6	10%
Maltreatment, neglect	1	2%
Other or unknown means	12	21%
Sharp object	12	21%
<b>Total</b>	<b>58</b>	<b>100%</b>

Source: Causes of Death register, Health Monitoring Unit, 2004-2008

Figure 14: Fatalities through interpersonal violence by means of assault, Cyprus (2004-2008)

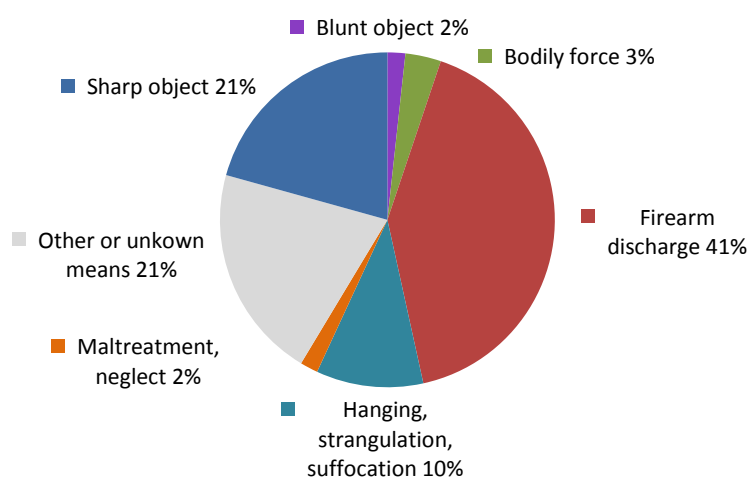
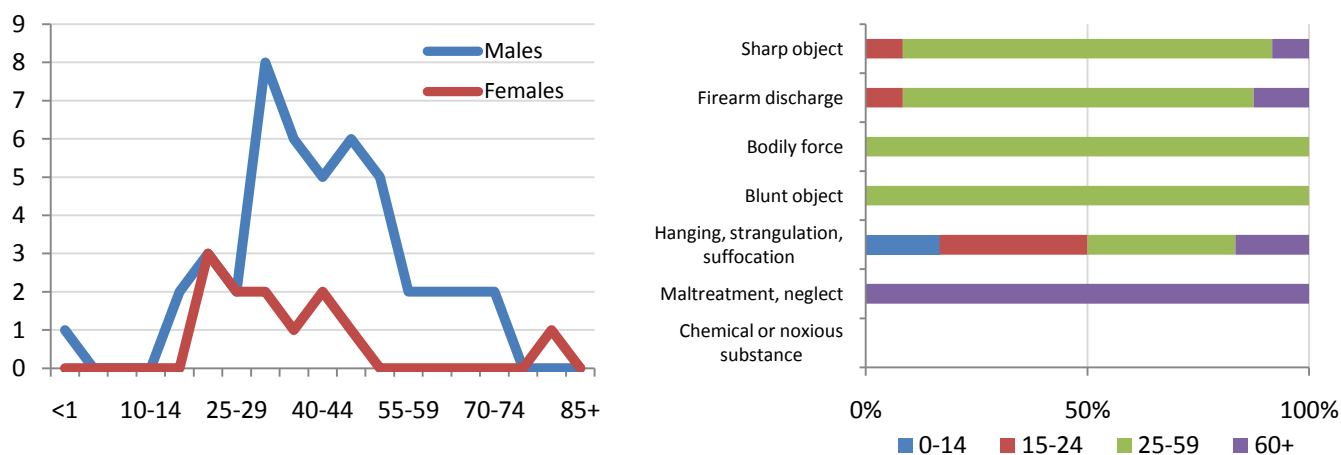


Figure 14: Fatalities through interpersonal violence by means of assault, sex and age group, Cyprus (2004-2008)

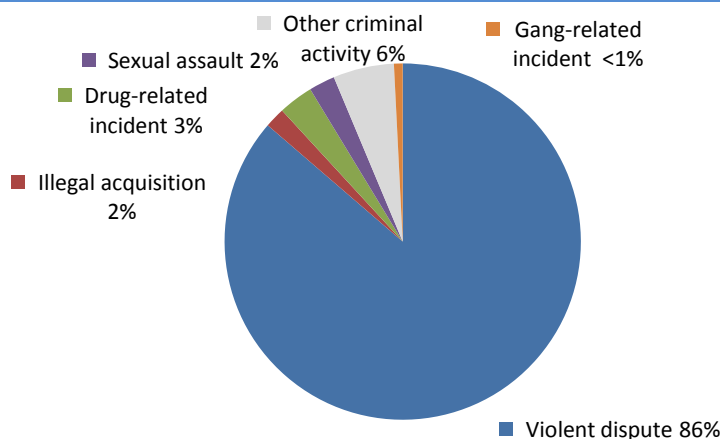


## Non-fatal injuries through interpersonal violence by context of assault, sex and age group of victim, Cyprus (2006-2009)

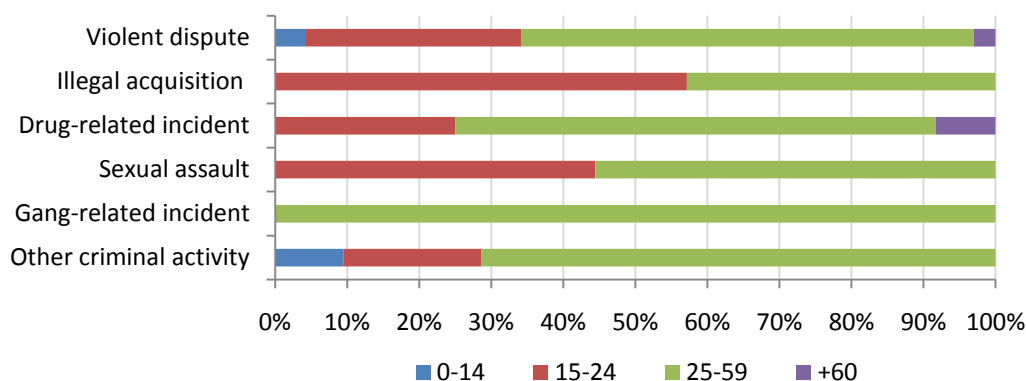
Context of assault	Number of injuries	%
<b>Violent dispute</b>	328	86%
<b>Illegal acquisition</b>	7	2%
<b>Drug-related incident</b>	12	3%
<b>Sexual assault</b>	9	2%
<b>Other criminal activity</b>	21	6%
<b>Gang-related incident</b>	3	1%
<b>Total</b>	<b>380</b>	<b>100%</b>

Source: Injury Database, Accidents and Emergency Department (Nicosia General Hospital and Ammochostos General Hospital), HMU, 2006-2009

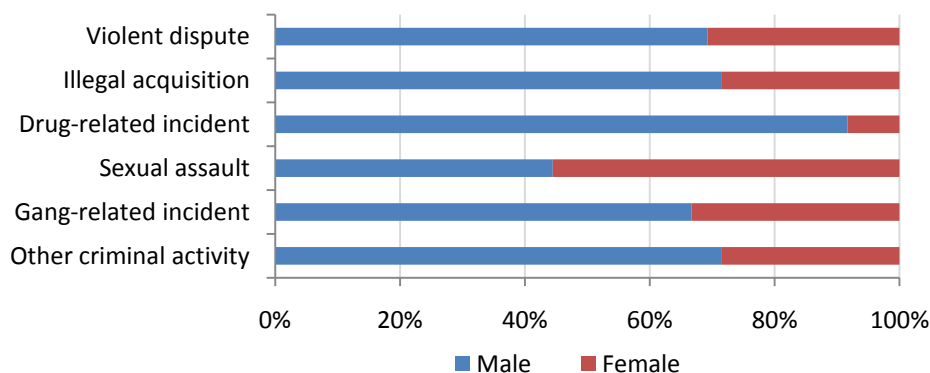
**Figure 15: Non-fatal injuries through interpersonal violence by context of assault, Cyprus (2006-2009)**



**Figure 15: Non-fatal injuries through interpersonal violence by context of assault, by age group of victim, Cyprus (2006-2009)**



**Figure 15: Non-fatal injuries through interpersonal violence by context of assault, by sex, Cyprus (2006-2009)**



## Hotspot Suicide and Self-Harm

### Suicides by means of self-harm, Cyprus (2004-2008)

Means of self-harm	ICD-10	Number of deaths	%
Sharp object	X78	3	3%
Jumping or lying before moving object	X81-X82	0	0%
Drowning and submersion	X71	1	1%
Jumping from a high place	X80	15	15%
Firearm discharge	X72-X75	19	19%
Intentional self-poisoning	X60-X69	25	26%
Hanging strangulation and suffocation	X70	30	31%
Other and unknown means	X76-X77, X79, X83-X84, Y870	5	5%
<b>Total</b>		<b>98</b>	<b>100%</b>

Source: Causes of Death register, Health Monitoring Unit, 2004-2008

Figure16: Suicides by means of self-harm, Cyprus (2004-2008)

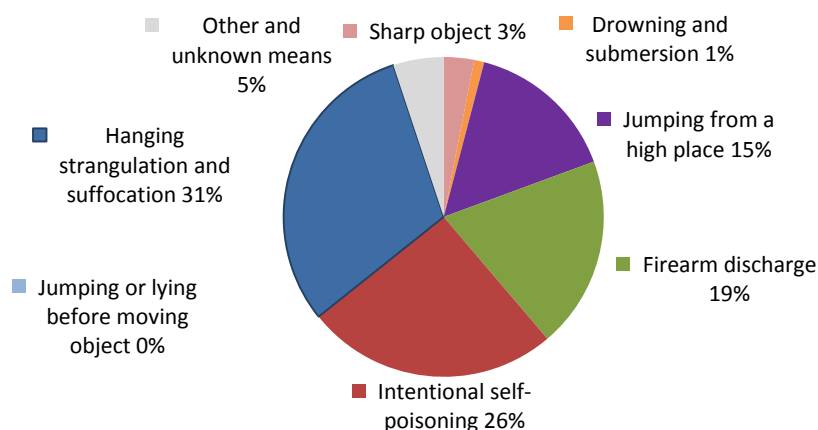


Figure16: Suicides by means of self-harm, by sex and age group, Cyprus (2004-2008)

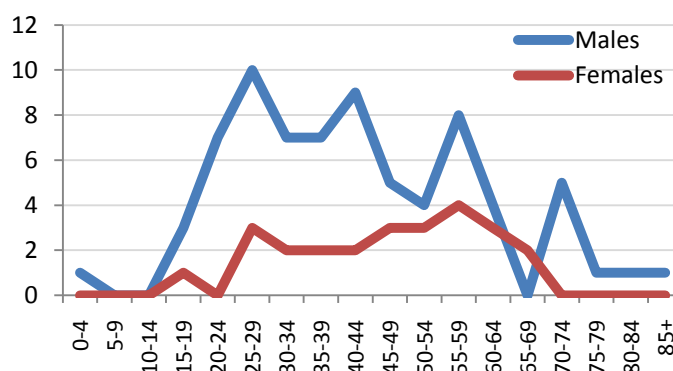
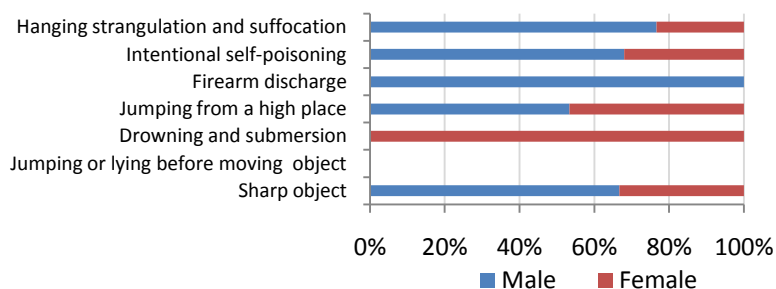


Figure16: Suicides by means of self-harm, by sex, Cyprus (2004-2008)



## Non-fatal injuries through self-harm by risk factor, Cyprus (2006-2009)

Risk factor	Number of injuries	%
Unspecified proximal risk factor	5	14%
Psychological/psychiatric condition	18	51%
Conflict in relationship with family member, partner, or friend	6	17%
Other specified proximal risk factor	5	14%
Legal system encounters	1	3%
<b>Total</b>	<b>35</b>	<b>100%</b>

Source: Injury Database, Accidents and Emergency Department (Nicosia General Hospital and Ammochostos General Hospital), HMU, 2006-2009

Figure 17: Non-fatal injuries through self-harm by risk factor, Cyprus (2006-2009)

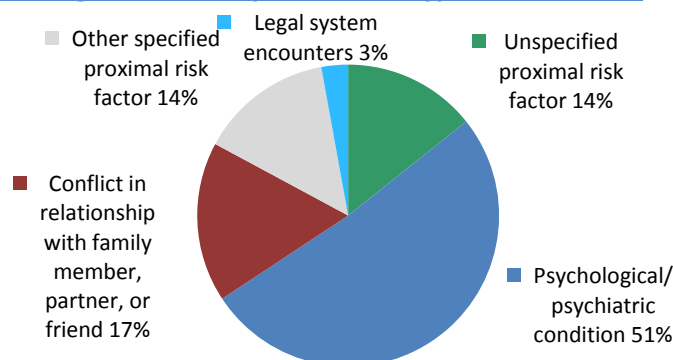


Figure 17: Non-fatal injuries through self-harm by risk factor, by mechanism of injury and by sex, Cyprus (2006-2009)

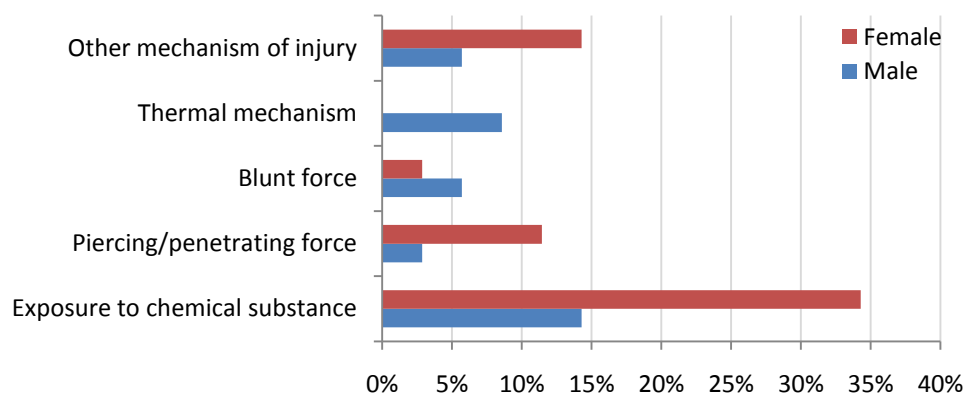


Figure 17: Non-fatal injuries through self-harm by risk factor, by sex and age group, Cyprus (2006-2009)

